

The background of the slide is a solid light blue color. It is decorated with white silhouettes of hands. At the top, several hands are shown with fingers spread, appearing to reach down towards the center. At the bottom, several hands are shown with fingers spread, appearing to reach up towards the center. The hands are stylized and lack detailed features like skin texture or fingernails.

I Love Lap Games and Finger Plays

Beehive

Here is the beehive.

Left hand cupped downward.

Where are the bees?

Hidden away where nobody sees.

Hide fingers of right hand under left hand.

Soon they'll come creeping

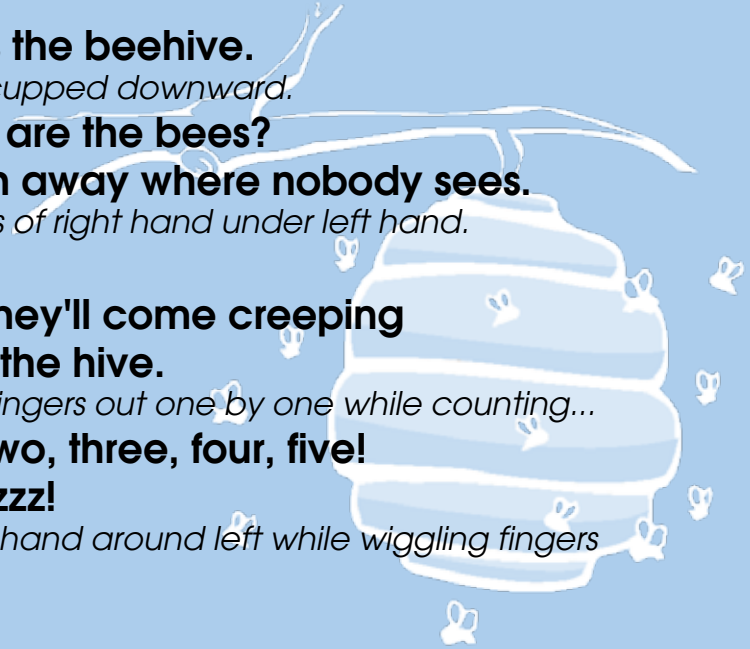
Out of the hive.

Bring right fingers out one by one while counting...

One, two, three, four, five!

Buzz-zzzz!

Circle right hand around left while wiggling fingers ("bees").



The Eensy-Weensy Spider



The eensy-weensy spider climbed up the water spout.

Slowly raise the hands while alternately touching the right index finger to the left thumb and the left index finger to the right thumb.

Down came the rain and washed the spider out.

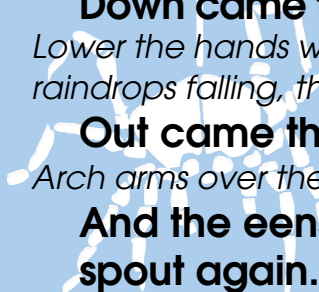
Lower the hands while wiggling the fingers to indicate raindrops falling, then brush the hands quickly apart.

Out came the sun and dried up all the rain.

Arch arms over the head to form the sun.

And the eensy-weensy spider climbed up the spout again.

Again raise hands while alternately touching the thumb of one hand to the index finger of the other.



Two Little Blackbirds

**Two little blackbirds,
Sitting on a hill.**

Fisted hands are held together with thumbs straight up representing birds.

One named Jack,

Wiggle one thumb.

The other named Jill.

Wiggle the other thumb.

Fly away, Jack! Fly away, Jill!

Toss one hand at a time over your shoulder.

Come back, Jack! Come back, Jill!

Return hands to original positions one at a time.

Open, Shut Them



Open, shut them; Open, shut them.

Give a little CLAP, CLAP, CLAP!

Open and close your hands, then clap them together.

Open, shut them; Open, shut them.

Lay them in your lap, lap, lap.

Open and close your hands, then clap them onto your lap.

Creep them, creep them. Slowly creep them.

Creep your fingers up your arm.

Right up to your chin.

Stop your fingers at your mouth.

Open w-i-i-i-ide your little mouth...

Open your mouth wide.

But do not let them in!

Close lips and race fingers down your arm.

There Was a Little Turtle...

There was a little turtle.

Join fingers of both hands forming a circle.

He lived in a box.

Place one cupped hand on top of the other.

He swam in a puddle. *Swimming motions with hands.*

He climbed on the rocks.

Place one hand on top of the other again and again.

He snapped at a mosquito. *Clap hands.*

He snapped at a flea. *Clap hands.*

He snapped at a minnow. *Clap hands.*

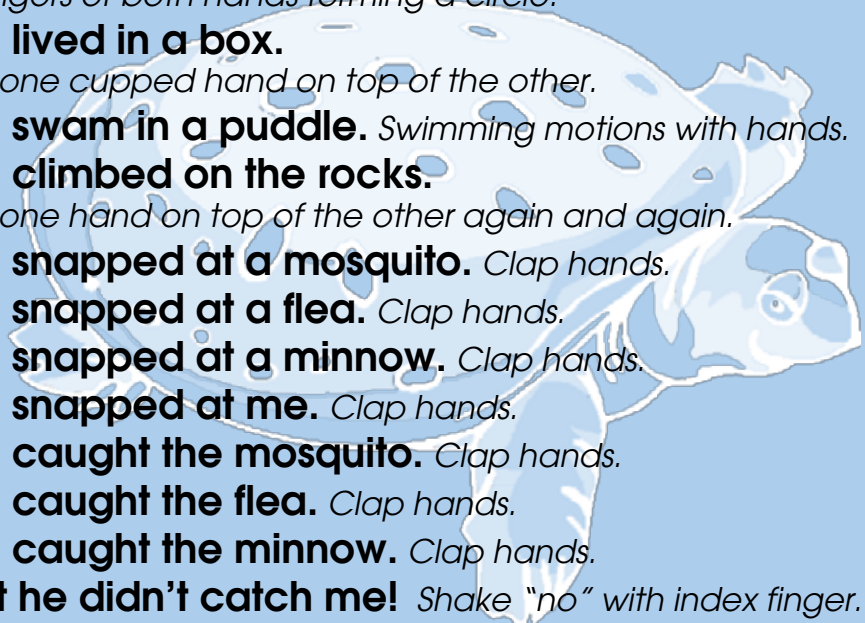
He snapped at me. *Clap hands.*

He caught the mosquito. *Clap hands.*

He caught the flea. *Clap hands.*

He caught the minnow. *Clap hands.*

But he didn't catch me! *Shake "no" with index finger.*





Where Is Thumbkin?

Start with hands behind back.

Where is Thumbkin? Where is Thumbkin?

Here I am.

Bring right hand to front, with thumb up.

Here I am.

Bring left hand to front, with thumb up.

How are you today, sir?

Very well, I thank you.

Wiggle thumbs as if they're 'talking' together.

Run away. *Hide right hand behind back.*

Run away. *Hide left hand behind back.*

*Repeat rhyme with each finger: **Pointer, Tall Man,***

Ring Man, and Pinkie.

Bunny Puppet

Here is a bunny, with ears so funny.

Raise two fingers.

And here is a hole in the ground.

Make hole with other hand.

**At the first sound she hears,
she pricks up her ears,**

Straighten fingers.

And pops right into the ground!

Put fingers in hole.



Homes

A nest is a home for a bird.

Cup hands to form a nest.

A hive is a home for a bee.

Turn cupped hands over.

A hole is a home for a rabbit.

Form a hole with hands.

And a house is a home for me!

Form a roof with peaked hands.



This Little Piggy

Beginning with baby's big toe, wiggle one toe at a time as you say each line.

This little piggy went to market.

This little piggy stayed home.

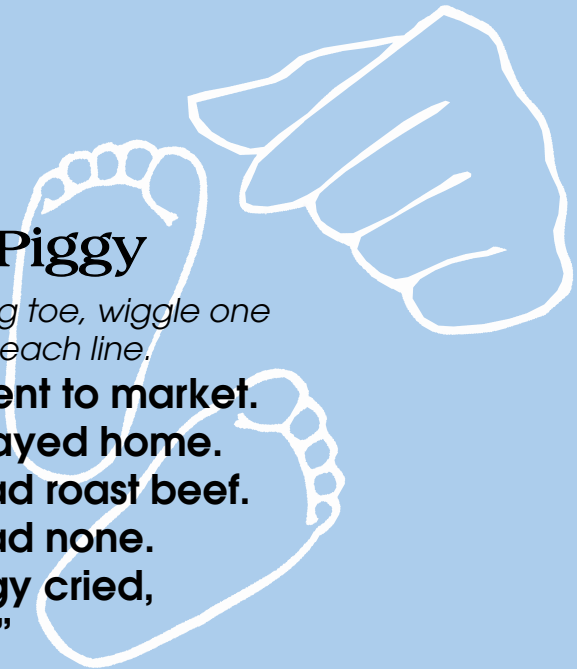
This little piggy had roast beef.

This little piggy had none.

And this little piggy cried,

"Wee, wee, wee!"

All the way home.





These Are Baby's Fingers

These are baby's fingers.

Wiggle baby's fingers.

These are baby's toes.

Wiggle baby's toes.

This is baby's belly button.

Gently circle belly button.

Round and round it goes.

Pat-a-Cake

**Pat-a-cake, pat-a-cake, baker's man.
Bake me a cake as fast as you can!**

Gently clap baby's hands together. (Older children can sit facing a partner and alternate clapping their own hands with clapping the partner's hand.)

Roll it, pat it, mark it with a B.

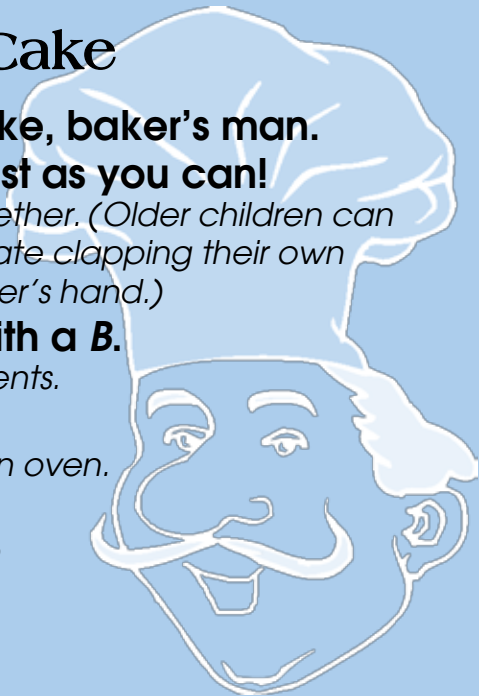
Imitate each of these movements.

Put it in the oven

Pantomime putting a pan in an oven.

For Baby and me!

Imitate rocking baby and help baby point to him/herself.



Jack-in-the-Box

*Bury your thumb in your fist
and recite first three lines.*

Jack-in-the box


Sits so still.

Won't you come out?

Yes, I will!

*Pop your thumb up out from
your fist and wiggle it.*

*(An older child can crouch on
the floor and then jump up.)*



Five Little Fishes

Five little fishes swimming in a pool, *Wiggle 5 fingers.*
The first one said, “The pool is cool”.

Wrap arms around body.

The second one said, “The pool is deep.”

Voice deep.

The third one said, “I want to sleep.”

Rest head on hands.

The fourth one said, “Let’s dive and dip.”

Hand dives and dips.

The fifth one said, “I spy a ship.”

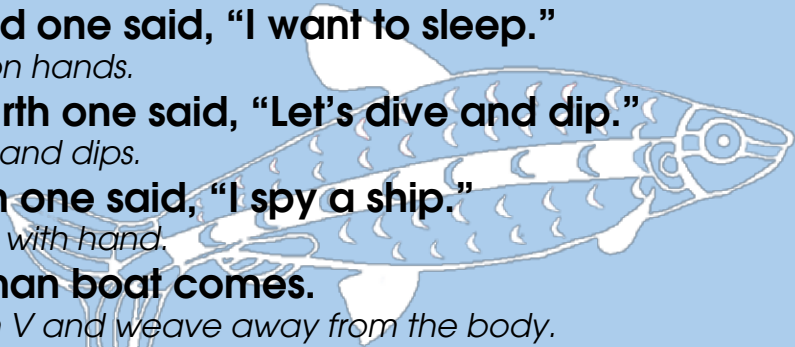
Shade eyes with hand.

Fisherman boat comes.

Fingers form V and weave away from the body.

Line goes KER-SPLASH! *Imitate casting a fishing line.*

Away the five little fishes dash. *Wiggle 5 fingers away.*



Five Little Monkeys

Five little monkeys jumping on the bed;

Hold up one finger and bounce hand up and down.

One fell off and bumped his head.

Hold up one finger, then rub your head.

**Mommy called the doctor and
the doctor said,**

*Imitate holding a telephone receiver
to your ear.*

**"No more little monkeys
jumping on the bed!"**

Shake index finger to indicate "NO!"

*Repeat the rhyme, counting down
each time.*

Four little monkeys... etc.



Dance Your Fingers Up


Do each of the actions indicated by the rhyme.

**Dance your fingers up,
dance your fingers down.**

**Dance them to the side,
and dance them all around.**

**Dance them on your shoulders,
dance them on your head.**

**Dance them on your tummy,
and put them all to bed!**





Windows of Opportunity is an Early Head Start curriculum-development project funded by the Department of Health and Human Services, Administration for Children, Youth and Families (Award Number 90YF0054). Copyright © 2010 Orelena Hawks Puckett Institute. All rights reserved. Reproductions available exclusively from the Puckett Institute: info@puckett.org.